









ಬೃಹತ್ ಬೆಂಗಳೂರು ಮಹಾನಗರ ಪಾಲಿಕೆ
Bruhat Bengaluru Mahanagara Palike



BBMP COVID-19 WAR ROOM 09.11.2022



OVERVIEW OF COVID-19 IN BENGALURU

 CASE TRENDS			ACTIVE CASES 1,584		 HOSPITALIZATION 11		
<u>Confirmed Cases</u> 225 <small>18,75,402[#]</small>	<u>Recovered Cases</u> 224 <small>18,56,828[#]</small>	<u>Death Cases</u> 0 <small>16,990[#]</small>	<u>ICU – V</u> -	<u>ICU</u> 2	<u>HDU</u> 2	<u>General</u> 7	
<small>INCLUDES GOVT. QUOTA AND PRIVATE WALK-IN HOSPITALIZATION</small>							
 VACCINATION			527 <small>2,04,81,186[#]</small>		 ACTIVE CZs		
<u>First Dose</u> 37 <small>96,77,974[#]</small>	<u>Second Dose</u> 217 <small>94,80,174[#]</small>	<u>Precaution Dose</u> 273 <small>13,23,038[#]</small>	 TRIAGING		0		
 TESTING			1,963 <small>3,19,55,365[#]</small>		MTU 3		
<u>Positivity :5.31%</u> <small>*FOR LAST 7 DAYS</small>	<u>RAT</u> 209	<u>RTPCR</u> 1,754	Tele Triage 215		<u>MCZs (< 5 cases)</u> 0		
					<u>Clusters (> 5 cases)</u> 0		

: indicates cumulative numbers till date



ABSTRACT OF COVID-19 SCENARIO IN BENGALURU



	MALE			FEMALE			TRANSGENDER			TOTAL		
	Last 24 Hours	Last 7 Days	Cumulative	Last 24 Hours	Last 7 Days	Cumulative	Last 24 Hours	Last 7 Days	Cumulative	Last 24 Hours	Last 7 Days	Cumulative
Positive Cases	118	308	11,05,177	107	275	7,69,333	0	0	196	225	583	18,75,402
Recovered Cases	119	493	10,93,288	105	387	7,63,446	0	0	187	224	880	18,56,828
Death Cases	0	0	10,760	0	0	6,226	0	0	4	0	0	16,990
Total Tests Done	In Last 24 hrs. : 1,963			In last 7 days : 10,985			Cumulative : 3,19,55,365					
Vaccine Doses Administered	In Last 24 hrs. : 527			In last 7 days : 4,436			Cumulative : 2,04,81,186					
ACTIVE CASES									1,584			

*Covid deaths occurred today : 00 | Covid deaths occurred beyond last 24hrs., reported today : 00

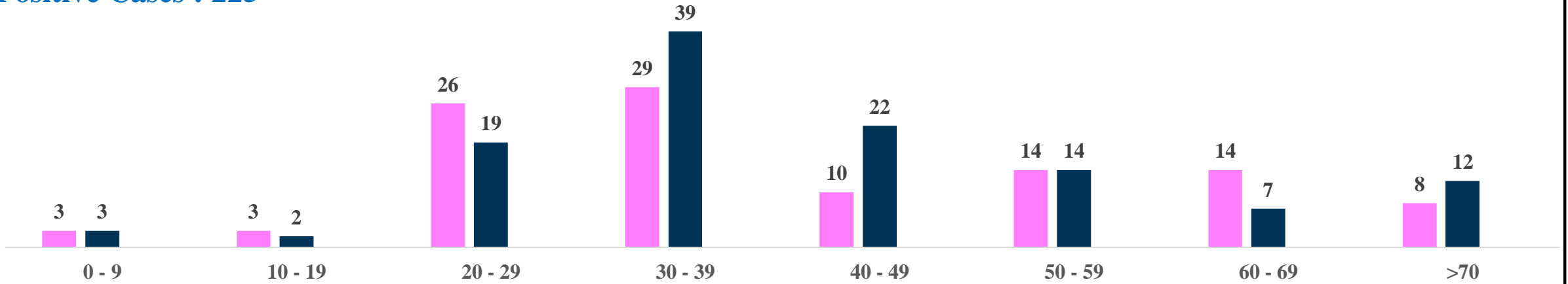


LAST 24 HOURS AGE GROUP AND GENDER WISE DISTRIBUTION



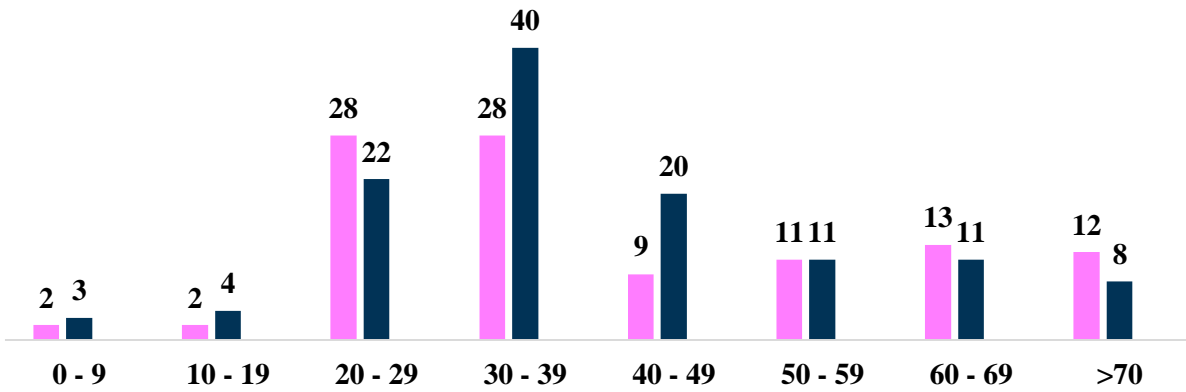
Positive Cases : 225

Female Male Transgender



Recovered Cases : 224

Death Cases : 0



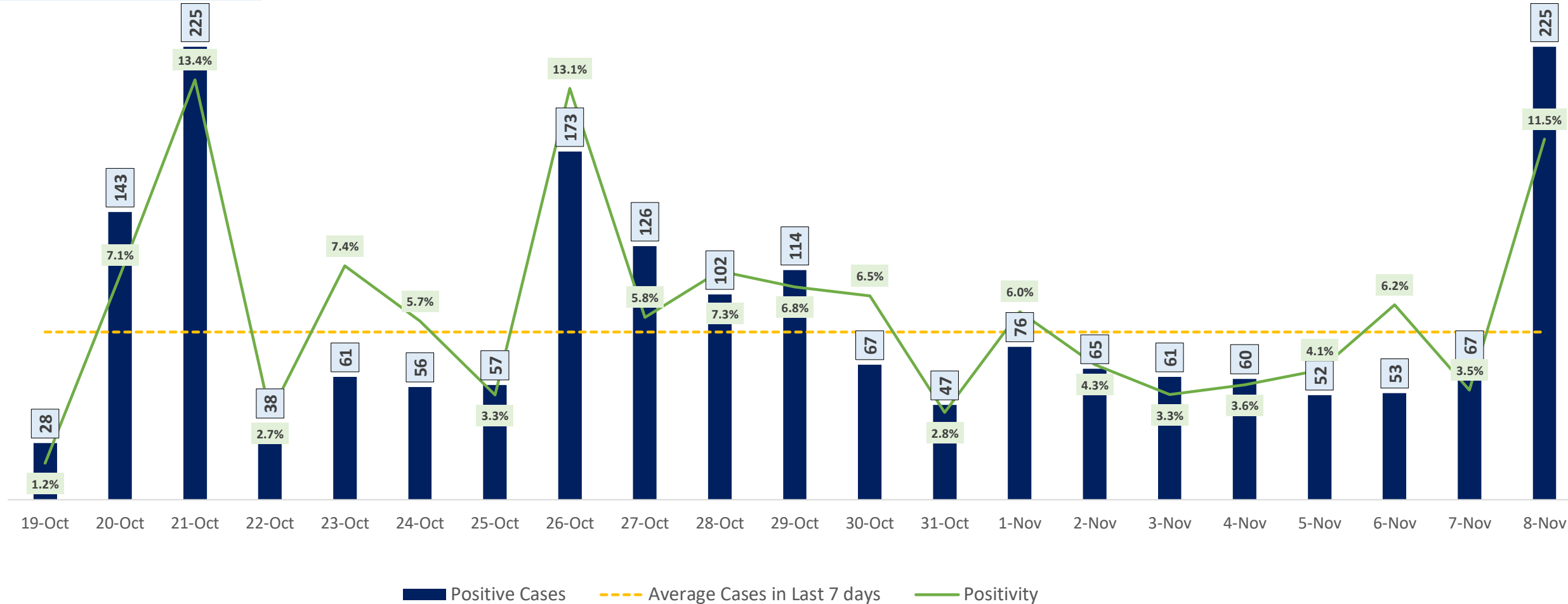
0 to 9 10 to 19 20 to 29 30 to 39 40 to 49 50 to 59 60 to 69 >=70



POSITIVITY RATE OF BENGALURU – LAST 21 DAYS



Average Cases in Last 7 days : 83

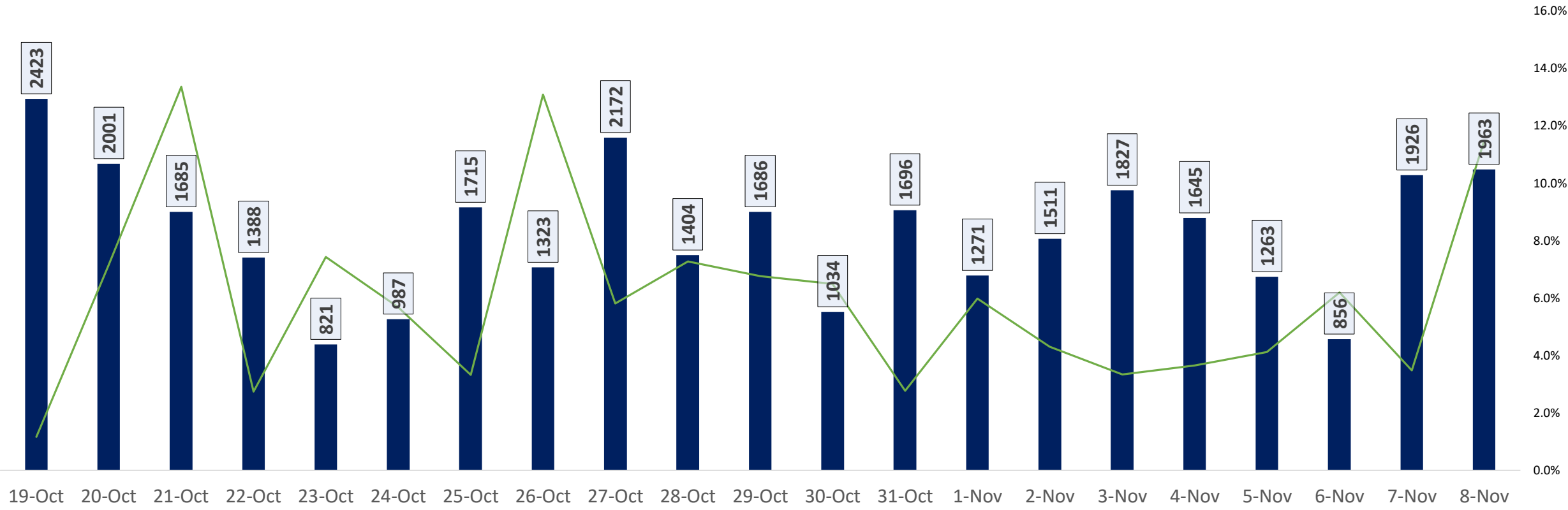




TESTING TRENDS IN BENGALURU

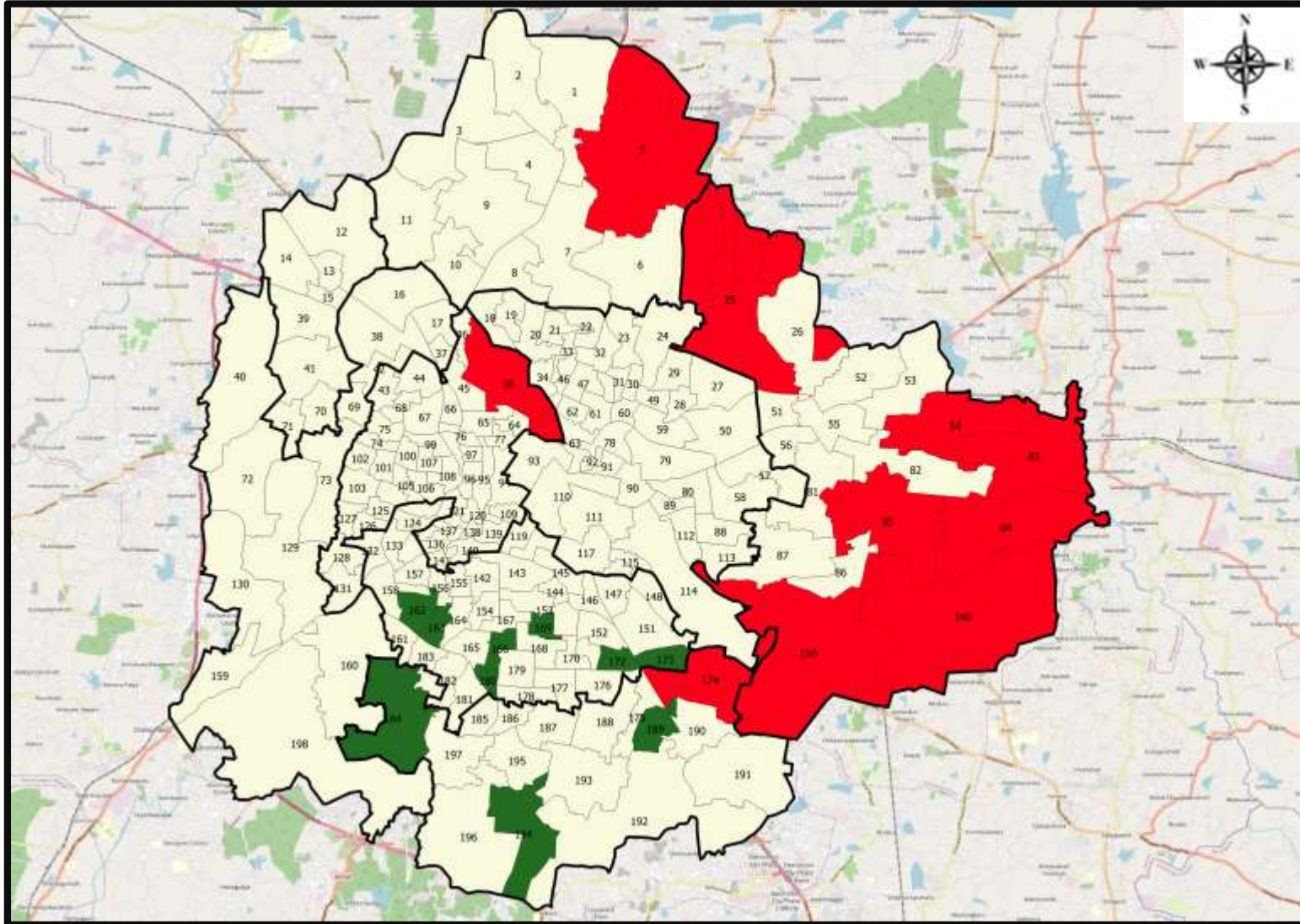


Total Test Conducted Till Date	Test Conducted Last 24 hours	Last 7 Days Average
3,19,55,365	1,963	1,569





BENGALURU URBAN MAP SHOWING TREND OF POSITIVE CASES IN LAST 7 DAYS



Top 10 wards reporting highest number of positive cases in last 10 days

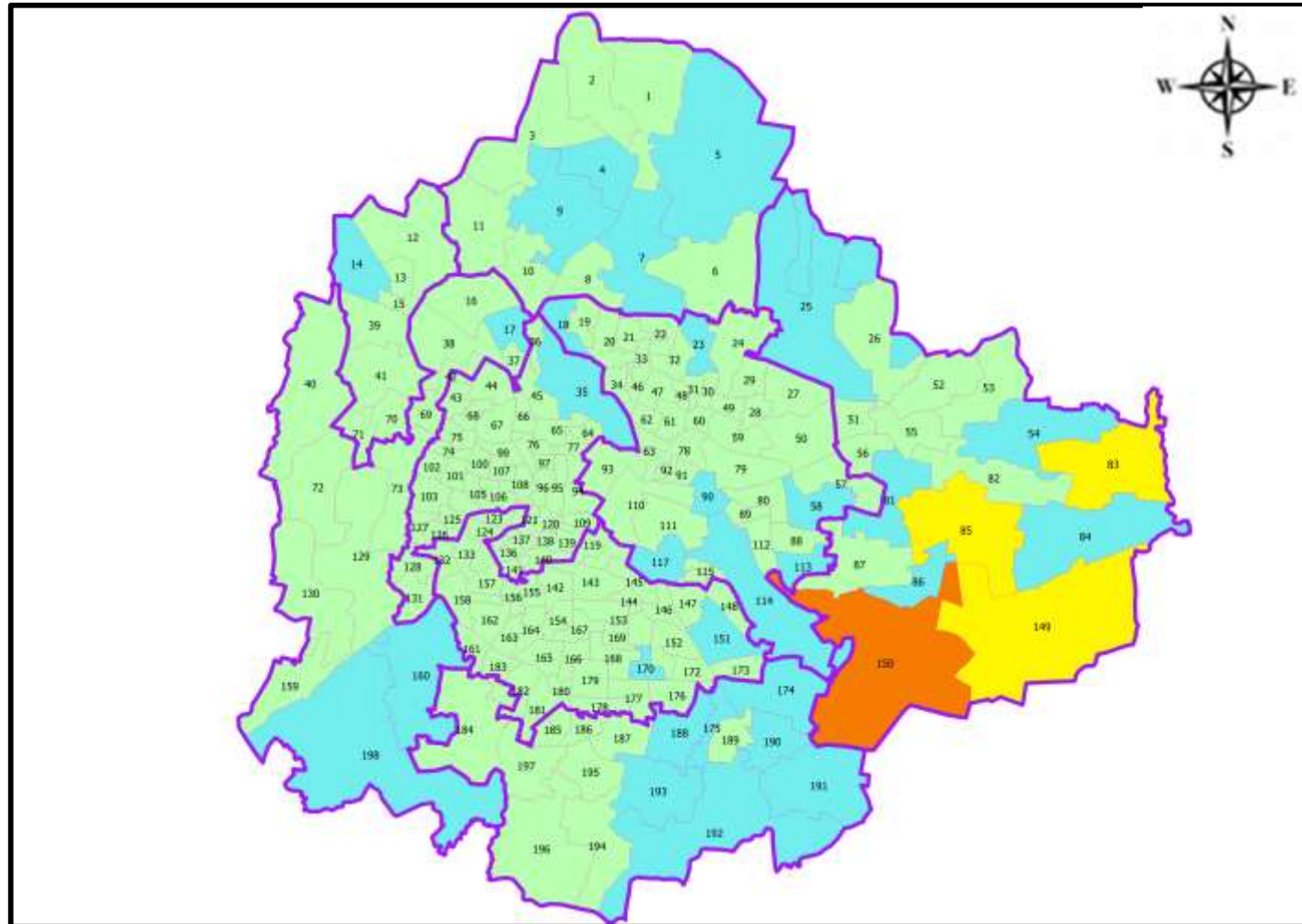
Ward No.	Ward Name	Daily Cases Average
150	Bellanduru	5
83	Kadugodi	2
85	Dodda Nekkundi	2
149	Varthuru	2
25	Horamavu	1
174	HSR Layout	1
5	Jakkuru	1
35	Aramane Nagar	1
54	Hudi	1
84	Hagadur	1







Top 10 wards reporting least number of positive cases in last 7 days

Ward No.	Ward Name	Daily Cases Average
194	Gottigere	0
189	Hongasandra	0
184	Uttarahalli	0
180	Banashankari Temple Ward	0
173	Jakkasandra	0
172	Madivala	0
169	Byrasandra	0
166	Karisandra	0
163	Katriguppe	0
162	Girinagara	0



BENGALURU MAP SHOWING INTENSITY OF POSITIVE CASES IN LAST 7 DAYS



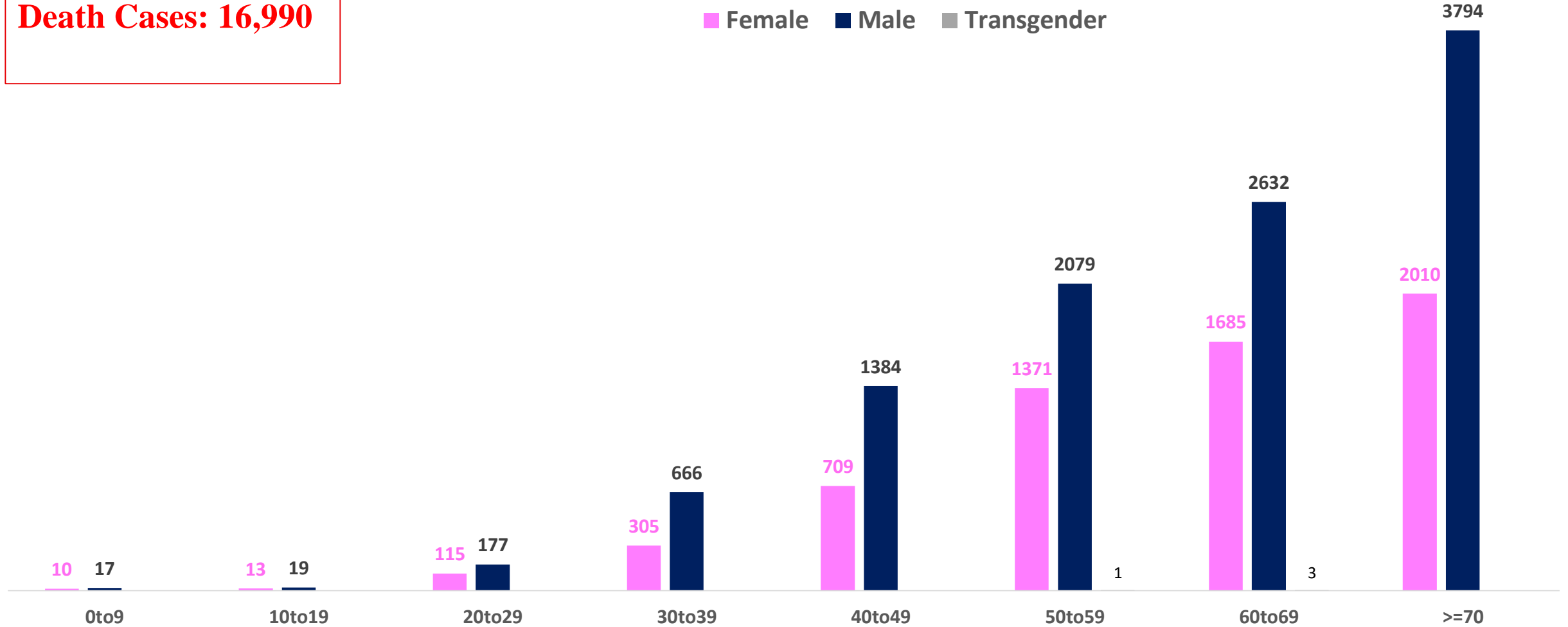
-  Level 1 : 0 to 3 Cases
-  Level 2 : 3 to 10 Cases
-  Level 3 : 10 to 20 Cases
-  Level 4 : 20 to 50 Cases
-  Level 5 : More than 50 Cases
-  Zone Boundaries



AGE AND GENDER WISE DISTRIBUTION OF DEATH CASES



Death Cases: 16,990





COVID-19 SCENARIO IN BENGALURU AND OTHER METROPOLITIAN CITIES



CITY NAME	Positive Cases	Active Cases	Recovered	Deceased	Vaccine Doses Administered
New Delhi	20,06,574	238	19,79,823	26,513	3,73,17,328
Bengaluru*	18,75,402	1,584	18,56,828	16,990	2,37,78,980
Mumbai	11,53,512	435	11,33,336	19,741	2,21,34,555
Chennai	7,92,872	227	7,83,575	9,070	1,13,96,462

Source : <https://dashboard.cowin.gov.in/> at 5:00pm (09.11.2022)
Source : <https://www.covid19bharat.org/> at 5:00pm (09.11.2022)

*includes BBMP & Bengaluru Urban



SNAPSHOT OF COVID-19 CASES IN BENGALURU URBAN



**Total Wards With
< = 5 Cases* :
174**

**Tests Conducted
on 08.11.2022:
1,963**

**Recovery
Rate*:
99.01%**

**Total
Active Cases :
1,584**

**Total Vaccinated
on 08.11.2022:
527**

**Positivity
Rate* :
5.31%**

**Active
Rate*:
0.08%**

**Case
Fatality Rate* :
0.00%**





*Total positive cases In the past 7 days


*CFR and positivity is for Past 7 days



ಬೃಹತ್ ಬೆಂಗಳೂರು ಮಹಾನಗರ ಪಾಲಿಕೆ
Bruhat Bengaluru Mahanagara Palike



Download BBMP Bulletin	https://apps.bbmpgov.in/covid19/mediabulletin.php
To register for vaccination :	https://selfregistration.cowin.gov.in/
BBMP COVID19 Dashboard:	https://apps.bbmpgov.in/covid19/
Follow us on:	 www.facebook.com/bbmp.comm1/
	 twitter.com/BBMPCOMM
	  BBMPSplHealth



Issued by:

**Honorable Chief Commissioner, BBMP
Special Commissioner Health & IT, BBMP
MD, Bengaluru Smart City Limited**

THANK YOU !